



GHOST STORIES

Una producción de Teatro La Paca



www.teatrolapaca.com
607 762 932 / 953 225 354

Teacher's Pack

Ghost

Stories

INTRODUCTION FOR THE TEACHER	3
AUDIO 1 ... OUR GHOST STORIES: SUMMARY	4
AUDIO 2 ... USEFUL SENTENCE	5
AUDIO 3 ... VOCABULAY	7
MATCH THE PICTURES	8
AUDIO 4 ... DIALOGUE 1	9
THE LETTER.....	11
GREETINGS AND INTRODUCTIONS.....	12
AUDIO 5 ... DIALOGUE 2	13
HALLOWEEN FUN WORD SEARCH.....	16
HALLOWEEN SUDOKU	17
TRICKY HALLOWEEN WORD SEARCH	19
AUDIO 6 ... DIALOGUE 3.....	20
BODY	22
MY BODY.....	23
PICTIOACTIVITIES.....	24
Audio 7... DIALOGUE 4	26
HELP THEM TO FIND THEMSELVES	27
AUDIO 8 ... DIALOGUE 5.....	28
AUDIO 9 ... IS THIS TRUE?	30
BINGO.....	31
AUDIO 10 ... DIALOGUE 6	33
REMOTE CONTROL.....	37
DRAWING A FACE	38
FIND OUT THE FOLLOWING WORDS	39
FEELINGS	40
HOW ARE YOU FEELING TODAY	41
AUDIO 11 ... TWO SYPNOSIS	44
MORE FUN ACTIVITIES	45
FRIGHTENING MASKS.....	46
FRANKENSTEIN COLOUR BY NUMBER.....	48
MEMORY CARDS.....	49
CONNECT THE DOTS.....	50
CIRCLE THE CHARACTERS IN THE PLAY.....	51




INTRODUCTION FOR THE TEACHER.

**“Tell me and I forget. Teach me and I remember. Involve me and I learn.
Benjamin Franklin”**

Starting with this sentence, we try to make learning English funny and easy. For that reason we are giving you a wide range of suggestions about the play you are about to see. Due to the wide age group of the students the play is intended for, each teacher should choose among the activities we suggest those that fit better to the skills of their students.

In the pack, teacher will find a CD, with all the audio materials included, and a complete dossier of the student activities printed on separate sheets that can be easily photocopied.





OUR GHOST STORIES: SUMMARY

Welcome to the haunted house of "Ghost Stories" and live a fright night along with the most famous ghosts and monsters of all time! Follow the young Stephen in a journey to the supernatural full of fun and scary adventures...and beware of the night!!



TRACK 1





TRACK 2

Useful sentences

See you soon

Anyone here?

How strange!

What time is it now?

Really

Heavens

I think it's too soon

By the way

Who are you?

Where are you from?

What's your job?

What do you do?

How do you do?

I'm fine, thank you.

Great!

How strange



Today is the night of the dead
It's wonderful
to take away
Trick or treat
I don't understand
Nice to meet you
It's funny
Be careful!
I'm very tired
Time to wake up
What a shame
Of course
Shall we marry?
I get angry
Come on





TRACK 3

VOCABULARY

mistake

To spell

strange

man

letter

music

Halloween.

to wake up.

feet

legs

knees

hip

shoulders

arms

hands.

fingers.

neck.

ghosts

witches

spirits

nonsense

foolishness

presents

candy

sweets

to scare

kind

busy

costume

terrific

midnight

alien ghosts

fear

remote

controls

feelings

button

relax

sadness



Match the pictures of our characters with the next sentences. Each picture should be joined to two sentences.



I am Mary Shelley.


I am Stephen King.

I am Charles Dickens.

I wrote "Frankenstein".

I wrote "It".

I wrote "A Christmas Carol"



Audio.



TRACK 4

DIALOGUE₁.

SHE: I received a letter. Dear Miss... blablabla, blablabla... Here!... Come to our house at 12:00 pm.

SHE: What time is it now?

SHE: Really?

SHE: Heavens. I think it's too soon.

SHE: By the way. Nobody lives in this house. Who are you?

HE: Hello.

SHE: What are you doing?

HE: What is this place?

SHE: Who are you?

HE: And you?

SHE: And they?

HE: They?

SHE: And who am I?

HE: And me?

SHE: Where are you from?

HE: What's your job?

SHE: What do you do?

HE: How do you do?

SHE: I'm fine. And you?

HE: I'm fine, thank you

SHE: Great!

HE: And this? A letter?

SHE: Yes. Someone sent it to me.

HE: Have you read the letter?



SHE: No. It is closed.
HE: I have another.
SHE: Another letter?
HE: Yes, look.
SHE: It is extraordinary.
HE: Fantastic.
SHE: Colossal.
HE: These letters are identical.
SHE: It is extraordinary.
HE: Fantastic.
SHE: Colossal.
HE: Is too late I must go.
SHE: Goodbye.
HE: Goodbye.
HE: Just a moment. She has my letter.
HE: And I have not read it yet.
HE: I do not know what I'm doing here.
HE: This is very strange. Miss...



During the play you have been somebody has received a letter...Imagine what it's written in the letter and write it down.

_____ Date

Opening _____

_____ Body

_____ Closing

_____ Signature



GREETINGS AND INTRODUCTIONS.

Practice with your partner the presentations in English. You can use the next sentences.

GOOD MORNING

GOOD AFTERNOON

GOOD EVENING

GOOD NIGHT

GOOD BYE

PLEASE

SEE YOU LATER

SEE YOU ON MONDAY

SEE YOU SOON

THANK YOU

YES

YES, PLEASE

HOW ARE YOU?

HI, HOW ARE YOU DOING?

GOOD EVENING, HOW ARE YOU?

VERY GOOD, THANK YOU. AND YOU?

FINE, THANK YOU?

WELCOME!

WHAT IS YOUR NAME?

WHERE DO YOU LIVE?

WHAT DO YOU DO?

HOW OLD ARE YOU?

HOW'S IT GOING?

WHERE DO YOU COME FROM?





TRACK 5

DIALOGUE 2.

HE: I have no fear. I've never been afraid.

HE: I'm not afraid of ghosts or witches or spirits ...

GHOST: Boooh!

HE: What?

GHOST: Trick or treat.

HE: I don't understand.

GHOST: Today it's Halloween.

HE: Bah. Halloween? Paparruchas.

GHOST: What does "Paparruchas" mean?

HE: "Paparruchas" means: Nonsense. Foolishness.

GHOST: Don't say that. Mister.

Halloween is a great day. Everybody makes presents.



HE: What kind of presents?

GHOST: Candy, sweets. Do you have any sweet?

HE: No.

GHOST: Then I'm going to scare you.

HE: Ok. But. I have a problem.

GHOST: What kind of problem?

HE: I have never been scared.

GHOST: Really?

HE: Yes.

GHOST: Boooo!

HE: Bah. Paparruchas.

GHOST: What?

HE: Nonsense. Foolishness.

GHOST: Ah. Then... something terrible will happen to you.

HE: What?

GHOST: You'll travel with ghosts to past Halloween, present Halloween and future Halloween.

HE: No thanks. I am a very busy man.

GHOST: You have no choice. Scrooge.

HE: Scrooge? My name isn't Scrooge.



GHOST: Really?

HE: I think this is a mistake.

GHOST: Goodbye Scrooge. Have a nice Christmas... Sorry... Have a nice Halloween.

HE: My name isn't Scrooge. My name is Stephen.



Halloween Fun Word Search

bat
black
broom
cat
costumes
ghosts
halloween
hoot
monster
moon
mummy
night
owl

pumpkin
scare
skeleton
spider
spirits
spooky
vampire
witch



g h o s t s b a t n t
b o l h s p o o k y p
v o b a w i t c h o u
a t l l b r o o m w m
m q a l n i g h t l p
p j c o s t u m e s k
i n k w a s c a t p i
r s k e l e t o n i n
e j e e m u m m y d f
i m o n s t e r q e v
m o o n o e s c a r e





















HALLOWEEN SUDOKU.


Cut out the shapes bellow .Place the shape in a square so that no row, column or group of any 6 squares has the same shape more than once.

When finished, glue in place or you can laminate the extra shapes and the board above.



Halloween Sudoku



Tricky Halloween Word Search



c s c a r y m m u m o o n
 j k a f l o w e r e w k t
 h c y r e t s n o m l h r
 c w k i n d k i h o d s i
 t l o g i r e g a o w p c
 i h o h k a l h l r y i k
 w y p t p c e t l b p d o
 c d s e m u t s o c e e r
 h b t n u l o c w a e r t
 b o i m p a n a e l r i r
 l n r h a u n t e d c p e
 a e i b m o z m n r j m a
 c s p a s n i l b o g a t
 k w s t s o h g w n a v g



bat	ghosts	scary
black	goblins	skeleton
bones	halloween	spider
broom	haunted	spirits
caldron	monster	spooky
cat	moon	trick or treat
costumes	mummy	vampire
creepy	night	werewolf
dracula	owl	witch
frighten	pumpkin	zombie





TRACK 6

Audio.

DIALOGUE 3

DIALOGUE 3.

ESKELETON: Silence. Today it's Halloween.

HE: I don't believe it.

ESKELETON: You'll visit the past Halloween. The Halloween from many years ago.

HE: Are we in the past?

ESKELETON: Yes we are in the past.

HE: Ouch. In the past simple or in the past continuous?

ESKELETON: In the Past Halloween, only!

HE: Ok. Ok.

ESKELETON: Look at me.



HE: Which part of your body would you like me to look at?

ESKELETON: My face.

HE: Ok, but which part of your face? Your nose? By the way where is your nose?

HE: Or do you want me to look at your mouth? No. I prefer your ears. But where are your ears?

ESKELETON: Stop. Look at my eyes.

ESKELETON: (Hypnotizing) Look at my eyes.


ESKELETON: You are sleepy, very sleepy. (He sleeps)

ESKELETON: Wake up.

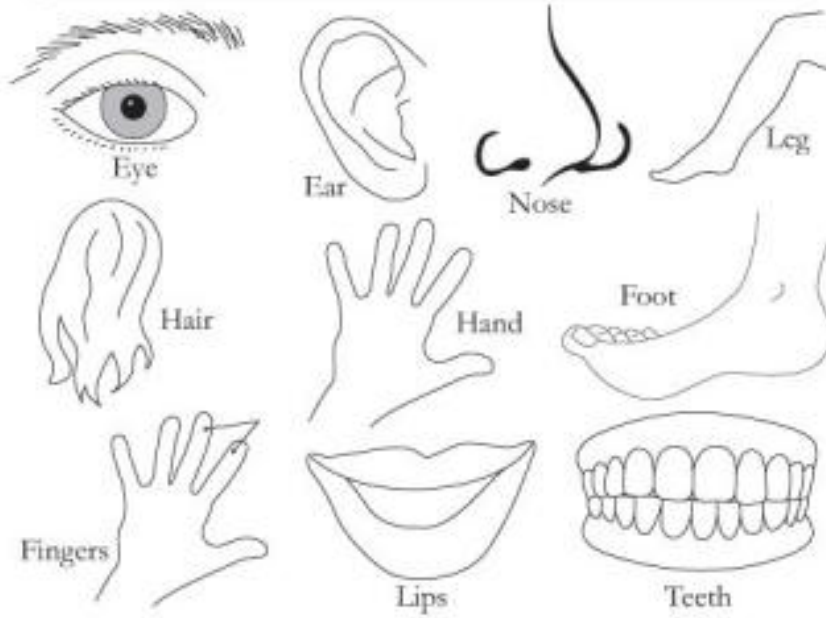
HE: Yes master.

ESKELETON: You'll need help.

HE: Yes, master.



S	I	N	G	O	O	D	A	Q	A
B	U	T	E	E	T	H	Z	N	D
L	A	C	T	U	R	A	E	C	H
S	W	O	K	A	S	I	O	R	A
D	F	I	N	G	E	R	S	N	N
S	O	C	O	R	Y	A	M	B	D
A	O	A	S	A	E	A	R	E	L
H	T	L	E	G	T	N	I	O	J
E	D	T	L	P	I	N	A	S	O
T	U	R	E	I	S	L	I	P	S



My Body

Label the different parts of our body using the words in the box.

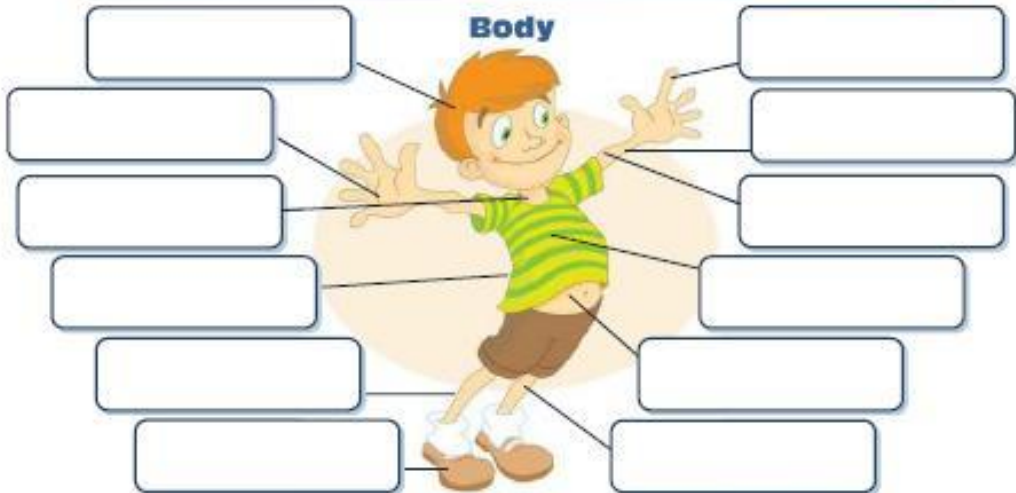
cheek chin ear eye eyebrow
hair mouth nose teeth tongue

Head/Face



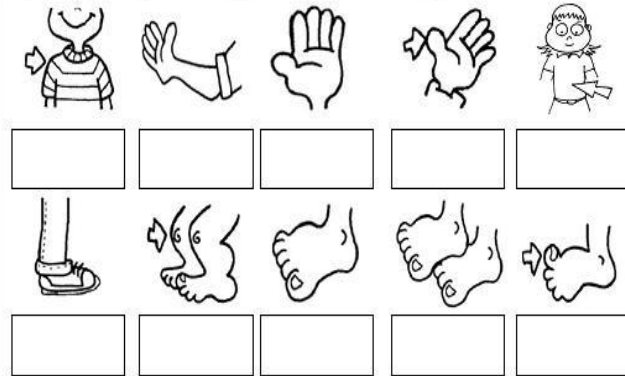
arm back chest elbow finger foot
hand head knee leg neck tummy

Body



Pictioactivities: my body


1. Cut and glue the parts of the body.



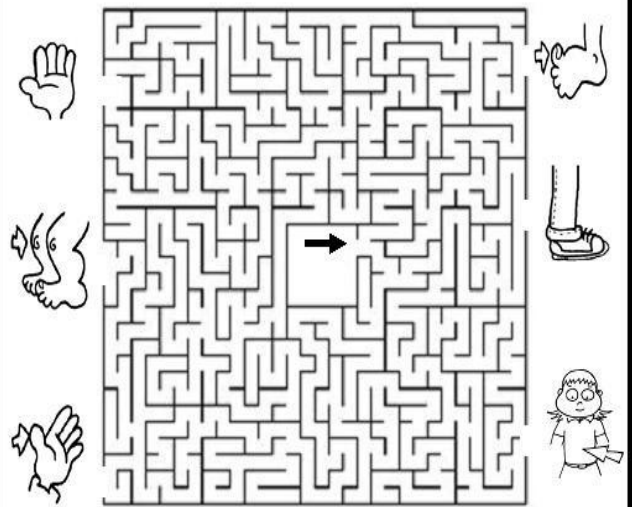
2. Complete with the missing letters.

- a. __OO__
- b. F__NG__R
- c. A__M
- d. KN____
- e. S____LD__R
- f. __E__
- g. __EE__
- h. __O__
- i. HA____
- j. T__MM__

3. Find the parts of the body and write them.



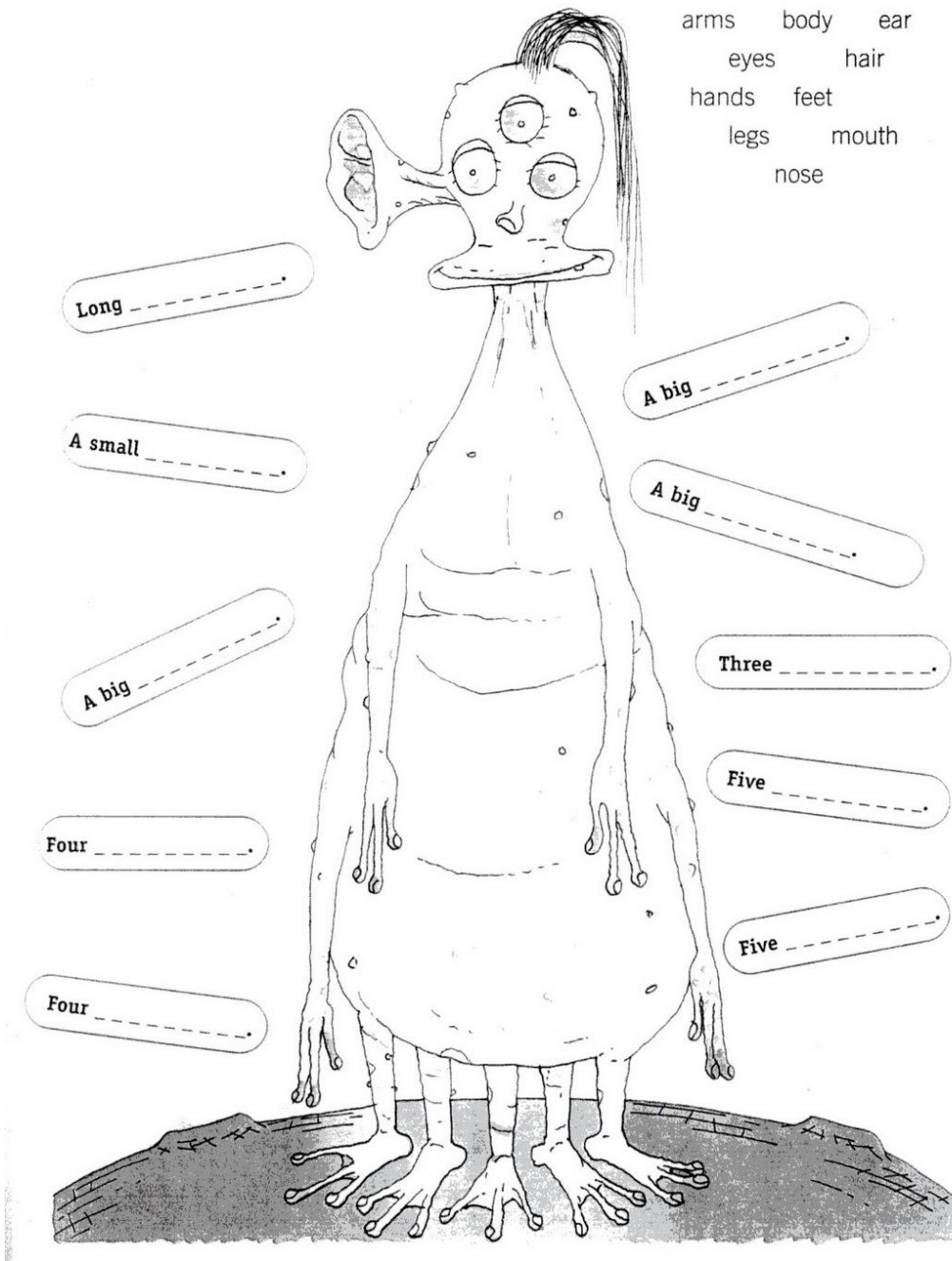
4. Follow the path to the "_____".



- foot
- finger
- arm
- knee
- shoulder
- leg
- feet
- toe
- hand
- tummy



arms body ear
eyes hair
hands feet
legs mouth
nose





TRACK 7

DIALOGUE 4.

SHE: What?

SHE: Aren't we in 1815?

SHE: What year is it now?


SHE: Two thousand fifhteen!

SHE: I can't believe it! 200 years late, it's too much. English people love punctuality.

SHE: Oh. There is something else with the letter. I'm going to open it. Oh, it's a pen and a book with blank pages. It's wonderful. I love writing.



Help them to find themselves.





TRACK 8

DIALOGUE 5.

HE: One moment. I know you.

SHE: Do you know him?

HE: Yes. Look at that. In this book.

SHE: What book?

HE: It was with my letter. Is “It”.

SHE: What is it?

HE: It.

SHE: Is it It?

HE: Yes it is. Do you know it?

SHE: No. I can't understand it.

HE: The title of the book is “It”.

SHE: Oh, well.



HE: And the name of the writer is... Oh my God.

SHE: What's wrong?

HE: The name of the writer of this book...

HE: IS ME...

HE: Is this a joke?

SHE: What's your name?

HE: My name is Stephen.

SHE: Stephen?

HE: Yes, my name is Stephen King.

SHE: STEPHEN KING!!??

HE: Yes.

SHE: REALLY!!!!!!???????

HE: Yes.

SHE: What a strange name. I haven't heard it in all my life.

HE: There is something else in the envelope... A lot of money. I'm rich. Very rich... Yip-pee!! Terror has made me rich. Thanks, thanks a lot.





TRACK 9

Is this True or False?

- a) He is not afraid of ghosts or witches or spirits.
- b) They travel with the ghosts of Past Christmas, Present Christmas and Future Christmas.
- c) Her name is Mary.
- d) She is a famous TV host.
- e) He is a famous writer.
- f) She writes fairy tales.
- g) They are in love

Correct the sentences you think are false

- a) _____
- b) _____
- c) _____
- d) _____
- e) _____
- f) _____
- g) _____



Below you have a very interesting Bingo about English-language authors. A web link is attached to it if you're interested.

B	I	N	G	O
J.R.R. Tolkien	Agatha Christie	Elizabeth Barrett Browning	Alfred Tennyson	Virginia Woolf
Christina Rossetti	Charlotte Bronte	George Eliot	Ben Jonson	Lord Byron
Mary Shelley	William Butler Yeats	Free Space!	Geoffrey Chaucer	Lewis Carroll
Jane Austen	William Shakespeare	William Golding	John Keats	Robert Browning
G. K. Chesterton	Charles Dickens	Christopher Marlowe	Sir Walter Scott	Ian Fleming

1. Print out your free English Authors bingo boards, or make custom ones with Bingo Card Creator. Click here to get started.
2. Give one card to each player.
3. Call off words randomly, for example by using a call list. You can either just say a word, like "J.R.R. Tolkien", or you can make up a more involved clue involving J.R.R. Tolkien.
4. When a word is called, each player should find it and mark it.
5. The first player(s) to clear five words in any direction (horizontal, vertical, or diagonal) wins a small prize.



Notes: How long a bingo game lasts depends on what pace you read the clues at and how many players you have. If you read faster, such as for older or more experienced students, or if you have more players, the game tends to end more quickly. In general, I suggest allocating between twenty and thirty minutes to a bingo game. Since they can potentially end as early as the fourth word called, though that is quite rare, I encourage you to keep playing in the event of the game being over earlier than you expected it to be. Almost 90% of bingo games with a 25 word list and 25 players will see their first bingo within 7 to 11 words being called.

Words List For English Authors Bingo Cards

Agatha	Alfred	Ben Jonson	Charles	Charlotte
Christie	Tennyson		Dickens	Bronte
Christina	Christopher	Elizabeth	G. K.	Geoffrey
Rossetti	Marlowe	Barrett	Chesterton	Chaucer
		Browning		
George		J.R.R.	Jane	
Eliot	Ian Fleming	Tolkien	Austen	John Keats
Lewis		Mary	Robert	Robert
Carroll	Lord Byron	Shelley	Browning	Graves
Sir Walter	Virginia	William	William	William
Scott	Woolf	Butler Yeats	Golding	Shakespeare

<http://www.bingocardcreator.com/bingo-cards/literature/english-authors>





TRACK 10

DIALOGUE 6.

SHE: Hello, boys and girls. We are in the year fifty five, fifty five.

SHE: It's november the first. We are in Halloween, an old, old tradition.

SHE: I don't remember. But I think in this day, a lot of people dress like a fat man with a hat like this.

SHE: And then everyone walks in a parade with candles in the hand, and walk this way.

SHE: Until they find a rabbit hiding chocolate eggs.

SHE: Or something like that, I think .. I can't remember...

HE: Hello. What's the name of this planet?



HE: Earth?

HE: We'll look at the map.

HE: Jupiter, Mars, Sun, Moon,
Andromeda, Casiopea...And here! There
is! The Earth... the blue planet, the third
planet beyond the sun...

HE: It looks like a nice planet. Isn't it?

HE: Yes it is.

SHE: And is there intelligent life here?

HE: No. Not Intelligent life. What a
shame!

HE: Who are you?

SHE: A girl from the future.

HE: Nice to meet you.

SHE: And you?

HE: We are alien ghosts.

SHE: Really?

HE: Are you afraid of us?

SHE: No, in the future there is no fear.

HE: We all have remote controls, like
this, to control feelings.

HE: I think I don't like that.



SHE: If I touch this button it'll make you laugh.

HE: Oh, I like that very much. It's funny.

HE: Je, je, je, it's true, isn't it friends?. Let's go. Let's laugh. Come on.

HE: And if I touch this button?

SHE: No. Be careful!

HE: Oh, what a sadness.

HE: And if I play this?

SHE: Do not touch that! I'm getting angry.

HE: And I am getting more angry than you.

HE: Take that friends.

SHE: Give it back to me.

HE: No way.

SHE: You have pressed the button...

HE: I know. Of anger.

SHE: One moment.

HE: Uaahh. How relaxing ...

SHE: Yes.

HE: I'm very tired.

SHE: Yes, it is the quiet button.



SHE: Time to wake up.

HE: Sorry.

HE: And the last button?


SHE: Don't touch that.

HE: Too late.

SHE: Ah. What a fright. Help, please.



What happens when the actors press the button to control the feelings?
Imagine that you have a remote control which allows you to change feelings of the people around you.



PRACTICE DRAWING A FACE FOR EACH FEELING WORD BELOW!

MAD



SAD



HAPPY




SILLY




SCARED



EXCITED



Find out the following words:



2. Find out the following words:

sad fine hungry
thirsty sleepy happy
hot angry bored cold
tired sick in love

F	H	G	Y	C	O	S	V	P	X	D	E	E	C	G
I	U	N	W	Q	U	M	C	Q	S	I	C	K	X	U
N	N	P	S	C	H	W	C	O	L	D	I	Z	G	X
E	G	M	S	F	N	C	Z	J	E	J	C	A	I	J
F	R	H	H	I	X	B	Y	K	E	X	O	D	B	P
B	Y	A	O	B	D	O	H	A	P	P	Y	E	Y	A
A	M	K	T	H	I	R	S	T	Y	T	Q	U	T	X
H	X	R	I	R	N	E	A	N	G	R	Y	I	U	S
L	R	A	R	Y	L	D	D	M	V	U	B	V	T	I
P	P	I	E	G	O	C	P	V	R	D	Z	X	W	P
A	E	J	D	A	V	B	J	R	D	T	J	K	E	M
Q	W	S	K	Z	E	K	Z	Q	Y	P	B	F	Z	R
K	P	E	O	Q	R	W	Q	G	A	V	A	I	K	A
Y	F	Q	O	V	K	B	W	I	W	D	W	T	M	G
X	I	D	F	K	K	U	L	T	H	J	A	N	Q	F



FEELINGS



How are you feeling today?



exhausted



furious



hysterical



shocked



sad



happy



confident



depressed



surprised



frustrated



nervous



lonely



in love




jealous




shy



disgusted









TRACK 11

Audio.

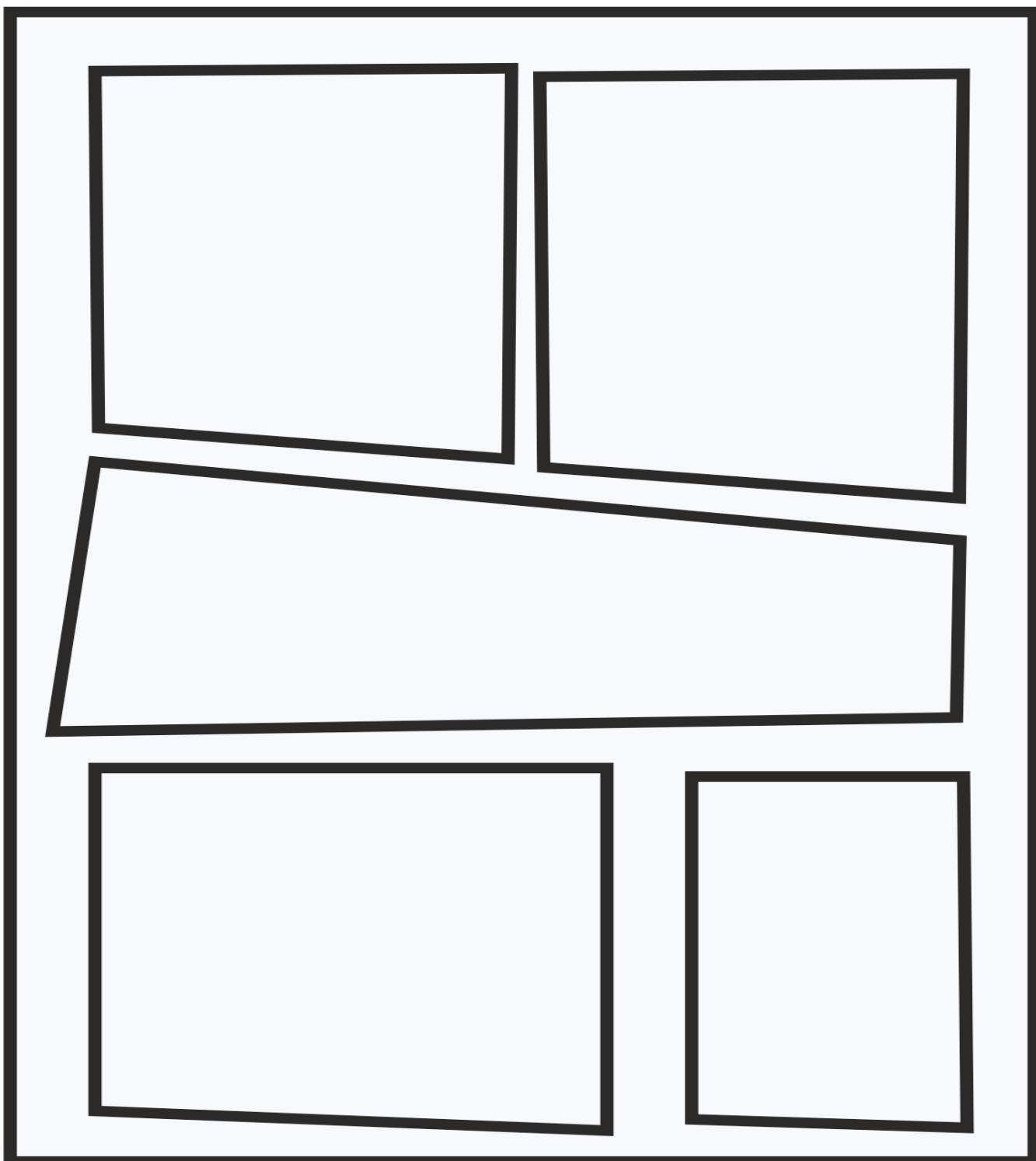
Here are two synopsis of the show. Find out which one is correct. Good Luck.

- A) Welcome to the haunted house of "Ghost Stories" and live a fright night along with the most famous ghosts and monsters of all time! Follow the young Stephen in a journey to the supernatural full of funny and scary adventures...and beware of the night!!
- B) Welcome to the haunted house of "Ghost Stories" and live a fright night along with the most famous models and wizards of all time! Follow the old Peter in a journey to the supernatural full of funny and nice adventures...and enjoy the night!!



MORE FUN ACTIVITIES

Draw a comic strip to show what you have seen in the theatre today

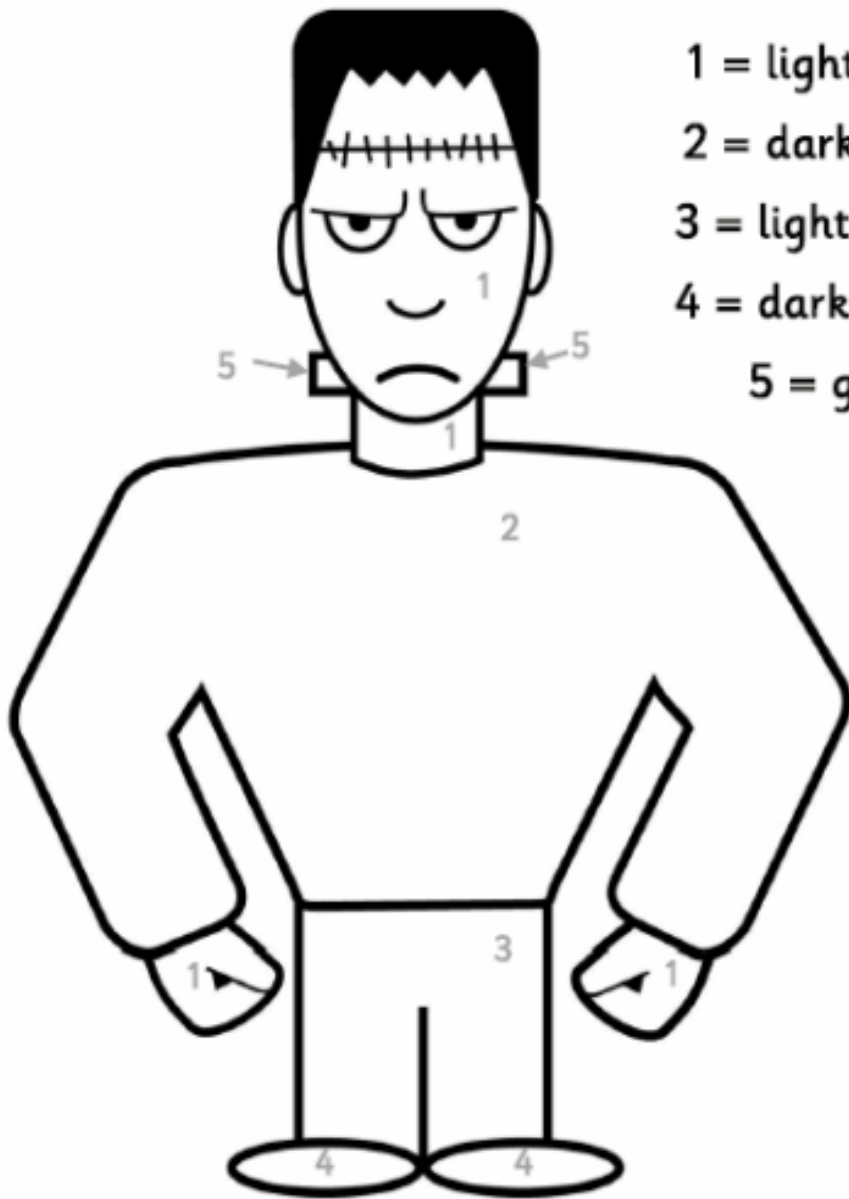


Frightening masks.





Frankenstein Colour by Number




- 1 = light green
- 2 = dark green
- 3 = light brown
- 4 = dark brown
- 5 = grey



MEMORY CARDS.



Connect the dots to discover the mysterious drawing.



Circle the characters in the play.

Halloween
Match-Up

vampire bat

werewolf

Jack-o-Lantern

Zombie

witch

ghost

black cat

devil

Grim Reaper

spider

Dracula

Frankenstein

